

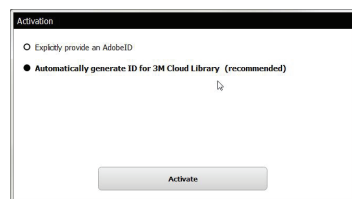
3M CLOUD LIBRARY

For Windows PC, Mac iOS,
& E-Readers (Kobo, NOOK)

One-time Authentication for Nooks and PCs

If you already use the software program Adobe Digital Editions to download eBooks from OverDrive or another service, 3M Cloud Library should automatically detect and use the same Adobe ID.

If Adobe Digital Editions is not already installed and registered, or 3M Cloud Library does not detect your Adobe ID, it will prompt you to choose the following:



Select the recommended 2nd option – **Automatically generate ID for 3M Cloud Library (recommended)** and press “Activate.”

Transferring to Your Kobo or NOOK E-Reader:

- Open the PC or Mac 3M Cloud Library program.
- Navigate to “My Books”
- You will see a “download to device” green button appear below your currently borrowed books.
- Select “download to device” to transfer the book to your e-reader.
- You will see a “Transfer SUCCESS” message upon successful transfer. Press OK.
- Eject your device and enjoy reading your e-book on your e-Reader.

**You are now ready to use the Library’s
3M e-book collection.**

HELPFUL HINTS

How do I find my “Library Card ID” if we do not have library cards?

Current members can view their **Library Card ID** online by logging in to our website and clicking the “My Tab” option in the sidebar. Your membership’s Library Card ID will be listed below your name.



There is only one Library Card ID per membership; individual household members share the same number just as they share the same account. Library Card IDs **cannot** be changed.

Can I read my e-book offline (without internet access)?

Yes – once the e-book has completely downloaded, you will be able to read the e-book online or offline. You can only download the e-book when you are connected to the internet.

Can I renew my e-book?

No, but you can check it out again if it is available.

Do I pay fines for e-books?

No. The e-books disappear automatically from your account on their due date, so they will never be overdue and you will never have to pay fines.

Who can I contact if I have more questions?

You can ask the circulation or reference staff for assistance or contact the Help Desk at: help@nysoclib.org

3M
Cloud Library

QUICK
INSTALLATION

INSTRUCTIONS FOR:
Android Phones & devices
Apple phones & devices
Barnes & Noble NOOK eReader
Windows PCs and Macs

For more information, contact:
help@nysoclib.org

The New York Society Library


3M CLOUD LIBRARY

For Apple iPhone, iPad,
or iPod Touch



Requires: iOS 6.0 or higher

Instructions:

- Open Apps Store and search for “3M Cloud Library”
- Download & install the free app
- Click the 3M Cloud Library icon 
- Click **CONNECT TO YOUR LIBRARY**
- Select **NY** as State and **New York Society Library** as your library
- Enter your **Library Card ID**
- Read and accept the End User License, Terms of Use, and Privacy Policy.

You are now ready to use the Library's
3M e-book collection.


3M CLOUD LIBRARY

For Android devices & phones
& NOOK Tablets



Requires: Android version 2.3.3 and up

Instructions:

- Open Google Play or Nooks app store and search for “3M Cloud Library”
- Download & install the free app
- Click the 3M Cloud Library icon 
- Click **CONNECT TO YOUR LIBRARY**
- Select **NY** as State and **New York Society Library** as your library
- Enter your **Library Card ID**
- Read and accept the End User License, Terms of Use, and Privacy Policy

You are now ready to use the Library's
3M e-book collection.

For Amazon Kindle Fire



Because 3M Cloud Library is not currently supported by Amazon, additional steps are required. Please visit the **3M Amazon Kindle Fire page** or ask for our separate instructional sheet. www.3m.com/us/library/eBook/kindle.html
Kindle Fire is the only Kindle device compatible with the 3M Cloud Library app.


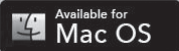

3M CLOUD LIBRARY

For Windows PC, Mac, & E-Readers
(Kobo, NOOK)



For E-Readers: Connect your E-Reader to your PC using a USB cord to authenticate the App for your device

Instructions:

- Visit **NYSL's 3M page** and click **READER APPS** <https://ebook.3m.com/library/nysoclib/>
 - Click on the appropriate button for your computer system.
 - Follow the instructions to download and install the 3M Cloud Library app.
-  
- Click the 3M Cloud Library icon 
 - Select **US** as Country, **NY** as State, and **New York Society Library** as your library
 - Enter your **Library Card ID** (leave the PIN/Password field blank)
 - Read and accept the End User License, Terms of Use, and Privacy Policy.

continued →